

How to Access E-Learning on the HPNA Website

1. Go to the www.GoHPNA.org and click on “Member/Certificant Login” at the top left of the page to access the login screen.



2. Enter two of the requested items and click the Login button.

Login Wizard

Login Wizard (enter any 2 of the following values)

HPNA Member Number	<input type="text"/>
HPCC Certification Number	<input type="text"/>
Email Address	<input type="text"/>
Phone Number	<input type="text"/>
Password	<input type="password"/>
<input type="checkbox"/> Remember me	<input type="button" value="Login"/> forgot my info
Clear Fields	

- From your Member Home Page, click on the blue E-Learning button on the right.

The screenshot shows the top navigation bar of the HPNA website with links for HOME, COMMUNITIES, BLOGS, FORUMS, FILES, MEMBERS, and SURVEYS/POLLS. Below the navigation bar is a user profile section for Nancy Lynn Benninger, which includes a 'No Picture Available' placeholder, a 'WELCOME' message, and several action buttons: 'JHPN', 'JPM', 'E-Learning' (circled in green), 'UPDATE MY PROFILE', and 'MY SUBSCRIPTIONS'. To the left of the navigation bar is a large blue circular button with the word 'Blog' inside.

- Choose a course title and click on it.

The screenshot shows the HPNA E-Learning page. At the top is the HPNA logo with the tagline 'Advancing Expert Care in Serious Illness'. Below the logo is a pink message: 'Courses are designed to be completed in one sitting: Please complete the pretest, course, exam and evaluation together. Courses require Adobe Flash to function.' This is followed by a link to an E-Learning Tutorial and an email address: nancylynnb@hpna.org. The page is divided into two main sections: 'New RN Courses' and 'HPNA E-Learning'. Under 'New RN Courses', there is a list of course titles with their respective dates: 'The Balancing Act of Hospice Operations for Administrators' (Added December 2014), 'Emotional Intelligence: Tips for HPNA Nursing Leaders' (Added December 2014), 'Cancer Related Issues: Bone Metastasis' (Updated December 2014), 'Pediatric Assessment' (Added November 2014), and 'Update on Opioids in Palliative Care' (Added November 2014). The 'HPNA E-Learning' section is currently empty, with only the heading and the sub-heading 'Administrator' visible.

5. Read the information and click on the HPNA logo at the bottom of the page to proceed.

High Tech Skills in Nursing
Home Health
Infection Control
Infectious Disease
Journal for Healthcare Quality
Leadership/Management
Managed Care
Management / Supervisory
Neonatal
Neurology
Neuroscience Nursing
Nurse Patient Interaction
Nutrition/Fitness/Holistic Health
Oncology
Pain Management
Palliative Care
Pediatrics
Pharmacology
Psych/Mental Health
Rehabilitation Nursing



an in-depth review of pain management. The definition of pain is reviewed as well as the concept of total pain and how pain effects all dimensions of the individual (physical, psychosocial, spiritual, social, and financial). She addresses the consequences of unrelieved pain, the types and classifications of pain, and the common causes of pain in advanced illness. Did you know that 70-90% of persons with advanced illness experience pain? Ms. Burn then discusses a good pain assessment, utilizing the PQRST Symptom Analysis format, to further identify appropriate pain management. Pharmacological and nonpharmacological interventions are presented and she also works through a few case studies with opioid conversions. In summary, pain management principles are discussed.

1.0 Contact hour
0.5 Designated Pharmacology Hour
Valid for nursing contact hours through June 30, 2018.

The Hospice and Palliative Nurses Association is accredited as a provider of continuing nursing education by the American Nurses Credentialing Center's Commission on Accreditation.



Contact Hours: 1.00
Price: \$0.00
Member Price: \$0.00

To continue, click below.



6. Access the course material, handouts, and other course documents. Note: **Do not** click on the Login link at the top of this screen, it will remove you from the member-special price for the courses.

Home About Us Using the Site Register Login Your Records



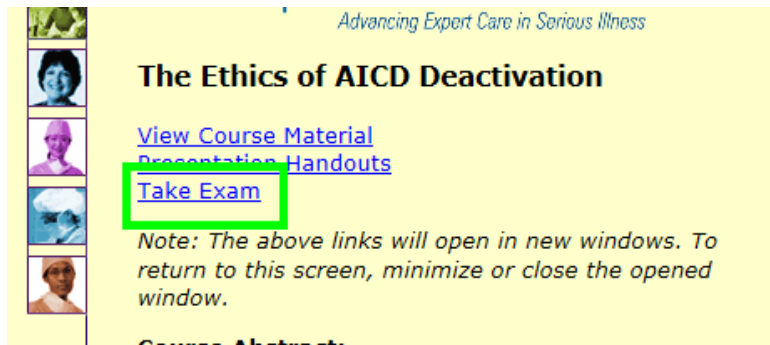
Wounded Warriors: Their Last Battle

[View Course Material](#)
[Course Related Handouts](#)
[Presenter Information](#)

The post test will be available at the end of the course.

Note: The above links will open in new tabs. To

7. After you have finished viewing the material, take the test. Depending on the course it will be one of the links on the course web page:



Advancing Expert Care in Serious Illness

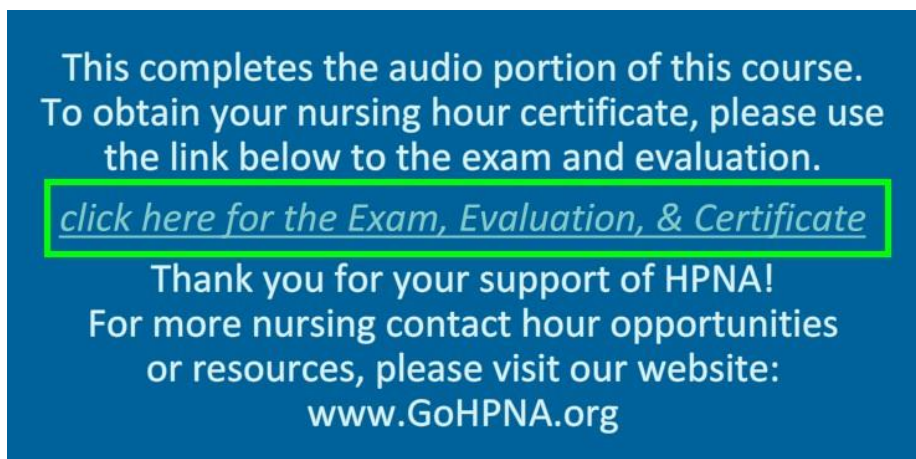
The Ethics of AICD Deactivation

[View Course Material](#)
[Presentation Handouts](#)
[Take Exam](#)

Note: The above links will open in new windows. To return to this screen, minimize or close the opened window.

Course Abstract:

Or, a link on the last slide of the presentation:



This completes the audio portion of this course. To obtain your nursing hour certificate, please use the link below to the exam and evaluation.

[click here for the Exam, Evaluation, & Certificate](#)

Thank you for your support of HPNA!
For more nursing contact hour opportunities or resources, please visit our website:
www.GoHPNA.org

8. Answer the test questions and click on “Grade Test.”

10. Which of the following statements is a true definition related to pseudoaddiction?

- a. A drug seeking behavior that ceases when the pain is effectively treated.
- b. A physiological state in which abrupt cessation of the opioid results in withdrawal syndrome.
- c. A form of neuroadaptation to the effects of chronically administered opioids resulting in the need to increase the dose.
- d. A pattern of compulsive drug use characterized by a continued craving for an opioid for effects other than pain relief.

[Grade Test](#)

9. Next, log in to the E-Learning site. If this is your first HPNA E-Learning course, click on “Register Now” on the right side to create your account. If you have used it previously, enter the Username and Password you created and skip to step 13.



<p>Login</p> <p>Please enter your username and password below.</p> <p>If you have yet to take an online CE test from this site, you must first register to create your account.</p> <hr/> <p>Username: <input type="text"/></p> <p>Password: <input type="password"/></p> <p><input type="button" value="Login Now"/></p>	<p>Register</p> <p>If you do not have a username and password, you must register before you can login.</p> <p><input type="button" value="Register Now"/></p> <hr/> <p>After registering, you will need to login with your new username and password.</p> <p>For assistance, please e-mail cesupport@nurseslearning.com</p>
--	--

If you are seeing this page: please re-login to process your test, complete an evaluation, and access your certification of completion.

10. When you click to register, you will be directed to the registration form. Fill in all information and then click on "Enter."

Registration

A quick, one-time registration is required in order to take courses. Please take a moment to fill out the simple form below, so future credits for course completion can be awarded to your account.

The information that you enter into this form will be held in confidence.

First Name	<input type="text" value="Nancy Lynn"/>
Last Name	<input type="text" value="Test"/>
Credentials	<input type="text" value="RN"/> (optional)
License Number	<input type="text" value="9999999"/> (optional)
Profession	<input type="text" value="Registered Nurse (RN)"/>
License State	<input type="text" value="Pennsylvania"/> (optional)
Username	<input type="text" value="NancyLynnTest"/> <small>Select a username that is easy to remember. No spaces please.</small>
Password	<input type="password" value="••••••••"/> <small>Select a password that is easy to remember.</small>
Verify Password	<input type="password" value="••••••••"/> <small>Re-enter the password that you selected.</small>
Organization/Company	<input type="text" value="HPNA"/> (optional)
Address 1	<input type="text" value="One Penn Center West"/>
Address 2	<input type="text"/> (optional)
Address 3	<input type="text"/> (optional)
City	<input type="text" value="Pittsburgh"/>
State/Province	<input type="text" value="Pennsylvania"/>
Country	<input type="text" value="United States"/>
Zipcode	<input type="text" value="15276"/>
Phone	<input type="text" value="412-787-9301"/>
FAX	<input type="text"/> (optional)
E-mail	<input type="text" value="nancyb@hpna.org"/>

"From time to time, we send information via e-mail which may be of interest to you, such as announcements of new courses. Would you like to receive this information? (We will not share your e-mail address with any third parties.)"

Yes
 No




11. After registering, the information you entered will be displayed, then click “Continue.”

Registration
Welcome to the OnLine CNE Certificate Program.


Please verify that your registration information, listed below, is correct. If it is not, please [modify](#) your registration information. Future access to this system will require your username and password, so please record this information in a safe place.

Name: RN Nancy Lynn Test
Username: NancyLynnTest
Organization: HPNA
Profession: Registered Nurse (RN)
Address 1: One Penn Center West
Address 2:
Address 3:
City/State/Zip: Pittsburgh, PA 15276
Country: United States
Phone: 412-787-9301
Fax:
E-mail: nancyb@hpna.org



12. Now, use the log-in you just created to log in at the “Login” screen.

<p>Login</p> <p>Please enter your username and password below.</p> <p>If you have yet to take an online CE test from this site, you must first register to create your account.</p> <hr/> <p>Username: <input type="text" value="NancyLynnTest"/></p> <p>Password: <input type="password" value="●●●●●●"/></p> <p><input type="button" value="Login Now"/></p>	<p>Register</p> <p>If you do not have a username and password, you must register before you can login.</p> <p><input type="button" value="Register Now"/></p> <hr/> <p>After registering, you will need to login with your new username and password.</p> <p>For assistance, please e-mail nursing@nurseslearning.com</p>
---	--



13. Click on "Grade Test" again after logging in.



Login

Login Complete

Student Name: Nancy Lynn



Grade Test

14. Click on "Click here" to proceed to the evaluation.



Thank you for completing the exam:

HPNA -
Overview of Pain Management



Click here for the course Evaluation Form. After completing the Evaluation you will be able to print your Certificate.

Complete test results are shown below.

15. Answer all of the questions and click on “Submit Evaluation.”

Important: You must answer all questions in the evaluation. If you miss answering any and receive the error message indicating a question was missed, the system does not save your previous responses and you will need to complete the entire evaluation again.

12. Perform basic opioid conversions	<input type="radio"/> <input type="radio"/> <input type="radio"/> <input type="radio"/> <input type="radio"/>
13. Define addiction, pseudoaddiction, tolerance, and physical dependence	<input type="radio"/> <input type="radio"/> <input type="radio"/> <input type="radio"/> <input type="radio"/>
14. Please provide any topic suggestions for future presentations?	<input type="text"/>



16. Select the “Display Certificate” button to view your printable certificate:



**HPNA -
Overview of Pain Management**



17. Can't print now? That's ok. Your certificate has been saved and can be printed at any time. Here's how:


- Go to www.nurseslearning.com
- Click “Login” at the top-right
- Click “My Records”



d. Select the “CE Log Book” link

My Records

CE Log Book



Keep track of your classes! It's online and it's transcript provides you with a list of all courses started and/or completed. All course information provided, including status, start and finish dates, scores. Additionally, you can add other courses completed elsewhere to your record so that you

- e. For each completed course you will have a “View Certificate” link that will open the certificate for that course.

HPNA0012 HPNA - Advance Care Planning	Pass	5/8/13	1.00	100%	View Certificate	<input type="checkbox"/>
--	------	--------	------	------	----------------------------------	--------------------------

- f. You can also print a transcript of any of your courses by selecting the checkboxes next to the courses you want and then clicking the “Print Selected Transcripts” button.

Course	Status	Date	CEHs	Score		<input type="checkbox"/>
HPNA0502 HPNA CHPN Certification Review Course Symptom Management - Part 1	Pass	3/26/15	1.00	80%	View Certificate	<input checked="" type="checkbox"/>
HPNA0503 HPNA CHPN Certification Review Course Symptom Management - Part 2	Pass	3/26/15	1.00	90%	View Certificate	<input checked="" type="checkbox"/>
HPNA0504 HPNA CHPN Certification Review Course Symptom Management - Part 3	Pass	3/27/15	1.50	90%	View Certificate	<input checked="" type="checkbox"/>
Print Selected Transcripts						

18. Ready to take another course? Go back to the member home page and select another course from the list. Selecting courses from the Nurses Learning Network home page will result in you being asked to pay the non-member price for the course.